

# CLIP-ON SOFT-CLOSE 3D HINGES

SKU:

SY318



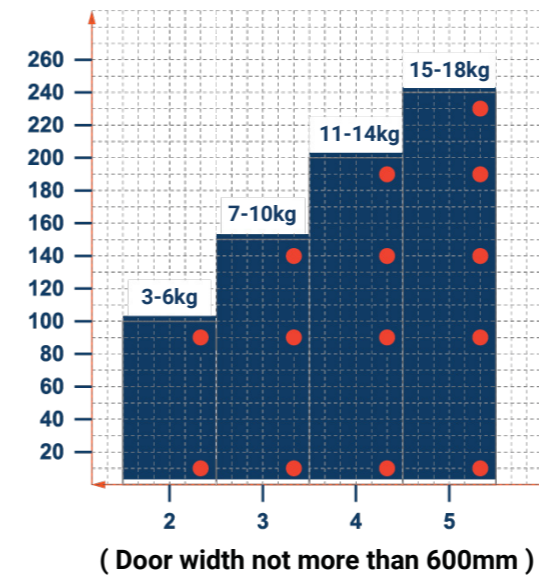
### Product spec:

- Opening angle: 105°
- Closing type: Soft close
- Application: Frameless
- Diameter of hinge cup: 35mm
- Height of hinge cup: 11.5mm
- Boring distance range: 3-7mm
- Distance of cup holes centers: 45mm
- Door thickness: 14-21mm
- Finishing: Nickel plated
- Main material: Cold-rolled steel
- Material thickness: 0.8-1.2-1.2mm

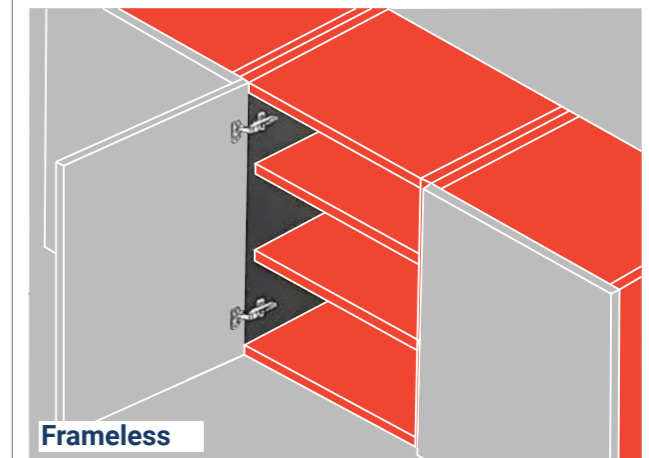
# CLIP-ON SOFT-CLOSE 3D HINGES

Product Parameters

### Hinges per door



### Application



Hinge Series

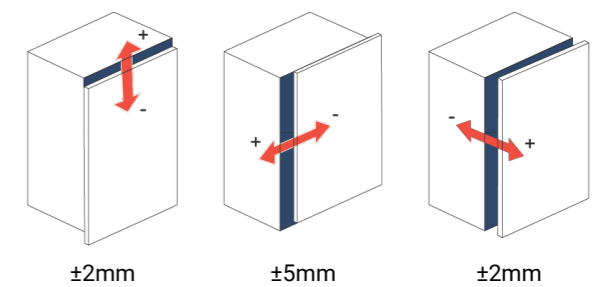
<p>Full Overlay</p>		<table border="1"> <thead> <tr> <th>D H K</th> <th>3</th> <th>4</th> <th>5</th> <th>6</th> <th>7</th> </tr> </thead> <tbody> <tr> <td>0</td> <td>16</td> <td>17</td> <td>18</td> <td>19</td> <td>20</td> </tr> </tbody> </table>	D H K	3	4	5	6	7	0	16	17	18	19	20
D H K	3	4	5	6	7									
0	16	17	18	19	20									
<p>Half Overlay</p>		<table border="1"> <thead> <tr> <th>D H K</th> <th>3</th> <th>4</th> <th>5</th> <th>6</th> <th>7</th> </tr> </thead> <tbody> <tr> <td>0</td> <td>7</td> <td>8</td> <td>9</td> <td>10</td> <td>11</td> </tr> </tbody> </table>	D H K	3	4	5	6	7	0	7	8	9	10	11
D H K	3	4	5	6	7									
0	7	8	9	10	11									
<p>inset</p>		<table border="1"> <thead> <tr> <th>D H K</th> <th>3</th> <th>4</th> <th>5</th> <th>6</th> <th>7</th> </tr> </thead> <tbody> <tr> <td>0</td> <td>-1</td> <td>0</td> <td>1</td> <td>2</td> <td>3</td> </tr> </tbody> </table>	D H K	3	4	5	6	7	0	-1	0	1	2	3
D H K	3	4	5	6	7									
0	-1	0	1	2	3									

### Mounting-plate



Pattern	H Value	Type
Two holes	H=0	Clip-on

### Door adjustment



### Alternative mounting types



### Dimension of hinge cup

